

# Peaches

## “PEACH” FOR THE STARS

Decorations so great they will leave you s**PEACH**less

Show your Georgia pride with phrases such as:

- I a-**PEACH**-iate you
- You’ve got a **PEACH** of my heart
- You’re a **PEACH**

Decorate with DIY peach balloons. String together some peach-colored balloons and add a paper green leaf.

## English Language Arts

### **PEACH** Perfect Poems

Georgia Standard ELAGSEKRF2: **Kindergarten**


Students brainstorm words that rhyme with peach.

Students brainstorm words that describe peaches (encourage students to try locally grown peaches when available in the cafeteria; talk to School Nutrition regarding availability).


Have students write poems about peaches, using the rhyming and descriptive words.

### Everything is **PEACH**y when you are reading

Consider exploring peach-themed books\*:



*'Each Peach Pear Plum'*  
by Janet and Allan  
Ahlberg



*'James and the Giant Peach'*  
by Roald Dahl

\*The Georgia Department of Education (GaDOE) cannot and does not endorse or promote any commercial products, including books. Teachers and school leaders should check with their local district policy when selecting books to support instruction in determining age and content appropriateness for their students.

# Peaches

## Visual Arts

Pretty as a **PEACH**-Peach Pit Painting

Georgia Standards VAK.CR.3: **Kindergarten**

VA1.CR.3: **1<sup>st</sup> Grade**

VA2.CR.3: **2<sup>nd</sup> Grade**

Save or obtain peach pits (work with School Nutrition to determine when peaches are available in the cafeteria and encourage students to try the peaches and save the pit). Clean and dry the peach pits. Place a piece of paper in a box or tray. Add various paint colors to the paper. Add the cleaned and dried peach pit to the box or tray. Have students tilt and shake the box or tray to move the pit around and “paint” the paper.

## Health and Physical Education

A Diet that’s **PEACHy** Keen

Discuss the importance of choosing healthful foods and encourage students to make half their plate fruits and vegetables.

Discuss the benefits of peaches.

- One small peach (2-inch diameter) counts as 1/2 cup fruit.
- Peaches are a good source of Vitamin C (helps heal wounds and fight infections) and provide Vitamin A (good for your vision and healthy skin) and potassium (good for your heart).

## Math

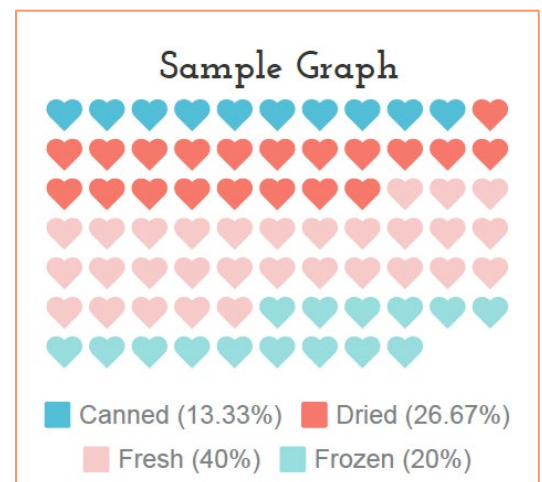
This Graph is just **PEACHy**

Georgia Standards MGSE2.MD.10: **2<sup>nd</sup> Grade**

Georgia Standard MGSE3.MD.3: **3<sup>rd</sup> Grade**

Survey students to determine if students prefer canned, dried, fresh or frozen peaches.

Using the survey results, students develop graphs to represent data of the class-wide peach preference survey.



# Peaches

## Science

Weather and Soil that's not the **PITS**

Georgia Standard SEK2: **Kindergarten**

Georgia Standard S1L1: **1<sup>st</sup> Grade**

Discuss what type of climate and soil peaches need to grow.

- Peaches need well-drained soil and light-colored soils are preferred.
- Unpredictable weather (cold, storms) and insects can damage crops.



## Social Studies

Tracking **PIT** stops

Georgia Standard SS1G2: **1<sup>st</sup> Grade**

Georgia Standard SS2G1: **2<sup>nd</sup> Grade**

Using a map of Georgia and the United States, locate:

- The top three peach producing states: Georgia, California, and South Carolina
- The counties where peach production is concentrated in Georgia: Taylor, Peach, Macon, and Crawford; identify topographical features of these areas
- Student's city and county

### Are you hungry for more food based learning opportunities?

Resources found here provide additional examples of ways to connect the classroom and cafeteria food based learning experiences: <https://snp.gadoe.org/SCE/Pages/Food-Based-Learning.aspx>