


Apples

APPLES: GETTING TO THE CORE

English Language Arts

PICK up a good book

Consider exploring apple-themed books*:




'Apples A to Z'

by Margaret McNamara




'Tap the Magic Tree'

by Christie Matheson



'Ten Apples Up on Top'

by Dr. Seuss



'The Life and Times of the Apple'

by Charles Micucci

*The Georgia Department of Education (GaDOE) cannot and does not endorse or promote any commercial products, including books. Teachers and school leaders should check with their local district policy when selecting books to support instruction in determining age and content appropriateness for their students.

Georgia Standard ELAGSE3RL4: **3rd Grade**

Review idioms and figurative language. Many sayings that we use every day have the word "apple" in them. Have students identify apple idioms and research the history and meaning.

The following are examples of apple phrases:

- 🍏 an apple a day keeps the doctor away
- 🍏 the apple of my eye
- 🍏 as American as apple pie
- 🍏 apple doesn't fall far from the tree
- 🍏 comparing apples and oranges
- 🍏 upset the apple cart
- 🍏 how do you like them apples?
- 🍏 one bad apple spoils the whole bunch
- 🍏 the Big Apple



Apples

Georgia Standards ELAGSE3W2: **3rd Grade**

ELAGSE4W2: **4th Grade**

ELAGSE5W2: **5th Grade**

Have students interview and write about their parents'/grandparents' favorite apple stories, memories, and recipes.

Visual Arts

Art that's very a **PEELing**

Georgia Standards VAK.CR.2: **Kindergarten**

VAK.CR.2: **Kindergarten**

VA1.CR.2: **1st Grade**

Have students make a clay depiction of an apple or apples.

Students can paint apple trees showing the changes of the apple tree through each season.

- 🍏 **Spring:** buds, blossoms, some leaves
- 🍏 **Summer:** full of leaves, apples beginning to grow
- 🍏 **Fall:** ripe apples on the tree, some apples on the ground, leaves change, leaves fall
- 🍏 **Winter:** bare branches, snow collects on bare branches

Obtain and halve apples. Students can use different colors of paint and make apple prints. Have students design their own greeting cards using the apple print motif.

Physical Education

Activities that are hard **CORE**

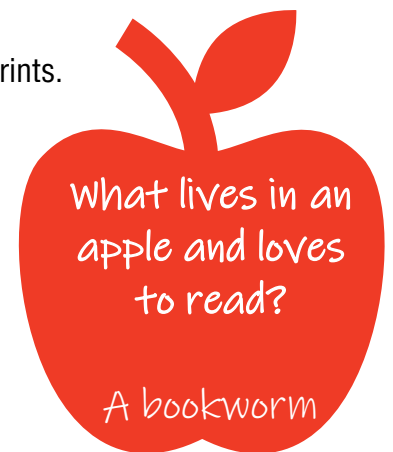
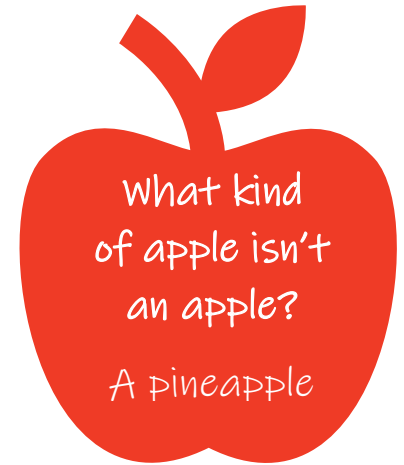
Georgia Standards PEK.1: **Kindergarten**

PEK.2: **Kindergarten**

PE1.1: **1st Grade**

Students participate in an apple balance relay where they are balancing an apple on their head. Try variations such as different pathways (straight, curve, etc.) and speeds.

Have student pairs sit cross-legged on floor facing each other with their hands on knees. Place an apple between the pair. Use a start cue (whistle/music) to lead activity. On start cue, grab the apple before partner. Consider variations such as: call out a specific hand to grab the apple, start with hands on shoulders, etc.



Apples

Math

APPLEolutely fun with numbers

Georgia Standards MGSE1.MD.4: **1st Grade**

MGSE2.MD.10: **2nd Grade**

Obtain several different varieties of apples and cut them for students to sample. Have students make charts to record their observations about each type of apple (sweet, tart, crunchy, etc.). Students can develop a classroom graph to reflect observations of each apple type.

Georgia Standard MGSE2.MD.1: **2nd Grade**

Using string and a ruler, find the circumference of an apple.

Georgia Standard MGSE3.NF.3: **3rd Grade**

Use apples/apple slices as visual fraction models. Also, consider using apples/apple slices in math equations to demonstrate addition and subtraction of fractions.

Georgia Standard MGSEK.CC.3: **Kindergarten**

Have students roll a die. Students draw that many apples on a tree on the [math apple tree worksheet](#).

Students write the number of apples under the tree. Students roll again until all the trees contain apples.

Science

BUSHEL of fun with science

Georgia Standard S5P1: **5th Grade**

As apples ripen, they give off ethylene gas. When contained, in a brown paper bag for example, the ethylene gas accelerates the ripening process of other fruits (i.e. bananas). Ethylene is also produced by injured fruits. Following the scientific method, complete an experiment to observe how different variables can change the ripening process. Have students submerge apple slice pieces in various liquids (lemon juice, water, tonic water, soda); observe and record results.

Georgia Standard S2P1: **2nd Grade**

Students stack apples using playdough. Have students try to stack 10 apples (reference to Dr. Seuss book *Ten Apples Up on Top*).

Georgia Standard SKP1: **Kindergarten**

Have students conduct a sink or float experiment with apples. Observe and record results.

Apples

Social Studies

A **SLICE** of history

Georgia Standard SS1H1: **1st Grade**

Have students read about and discuss Johnny Appleseed.

Students can create an apple history timeline. Students research information about the history of apples. Brainstorm with students about how to create a timeline that shows the important information relevant to apples' history. Demonstrate understanding of concepts of past, present and future.

Georgia Standard SS2G1: **2nd Grade**

Use a United States map and research and identify apple-growing states. Have students research, identify and locate on a map where apples are grown in Georgia. Describe the topographical features of the apple growing area(s) in Georgia.

Delicious Decorations

- 🍏 Create DIY apple balloons by taping a brown paper “stem” and green paper “leaf” on a red balloon.
- 🍏 Consider displaying phrases such as:
 - Our students are **APPLEsolutely** the best
 - Georgia/Locally grown apples are **TREEmendous**
 - Apples are colorful, apples are sweet, apples are delicious to eat
 - Hope you had a **BUSHEL** of fun
 - We've couldn't have **PICKED** a better school