



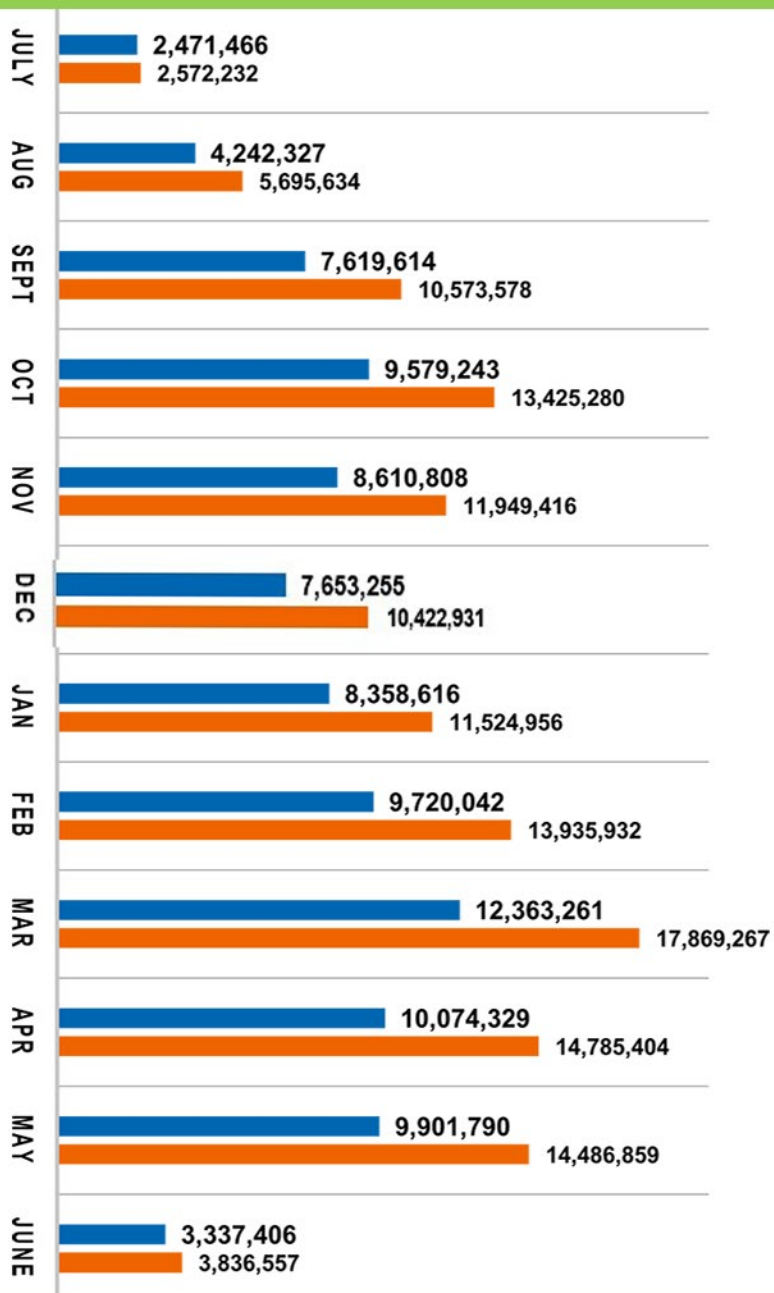
Georgia Department of Education School Nutrition

Data impacted by COVID-19

SCHOOL YEAR 2020-2021

SCHOOL NUTRITION FACTS & FIGURES

# MEALS SERVED SCHOOL YEAR 2020-21



**Breakfast**  
**93+** MILLION

**Lunch**  
**131+** MILLION

**Snack**  
**8+** MILLION

Meeting Georgia's 2020 Vision:

**\$59+** million

was spent on Georgia Grown items.\*

## PROGRAMS ADMINISTERED

- National School Lunch (NSLP)
- Afterschool Snack
- Farm to School
- Food Distribution
- National School Breakfast
- Seamless Summer Option
- Fresh Fruit & Vegetable
- Special Milk

\*Data is self-reported by GA School Food Authorities (SFAs) and is not weighted for non-response

Quality Meals | Professional Development | Student & Community Engagement



Georgia Department of Education School Nutrition

Data impacted by COVID-19

SCHOOL YEAR 2020-2021

SCHOOL NUTRITION FACTS & FIGURES

The United States Department of Agriculture overall entitlement to GA for USDA foods

**\$76,107,202.**

Out of that amount

**\$32,629,059**

went towards purchasing

USDA Department of Defense Fresh Produce.

Programs operating under waivers:


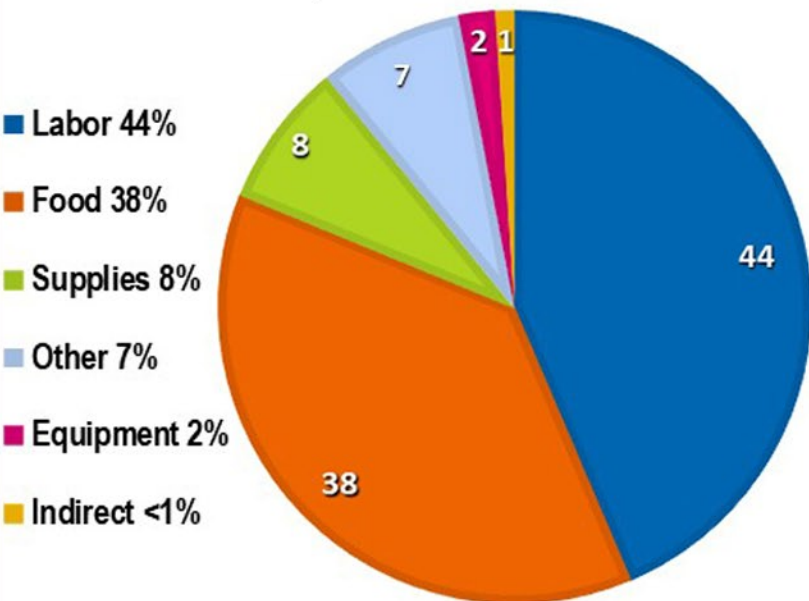
**193 SFAs 3,391 Sites**

Number of certified ServSafe® employees **4,807**

Health Inspection Average Score **98.9%**

### LUNCH EXPENSE PERCENTAGES

The average cost to produce a school lunch was \$4.12 compared to \$3.64 in SY2020



### PERCENTAGE BREAKDOWN OF LOCALLY PURCHASED FOODS\*

Like. Follow. Engage.

@gadoe\_snp

fuelingga@gadoe.org

@GaDOENutrition

anchor.fm/fuelcast

@GaDOENutrition

snp.gadoe.org