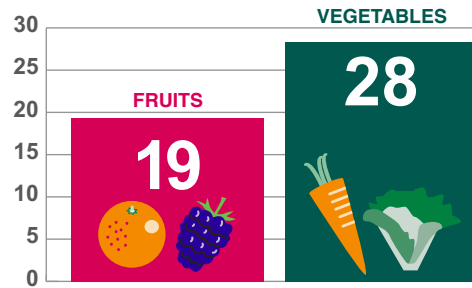


USDA DoD Fresh in Schools SY 2017–2018

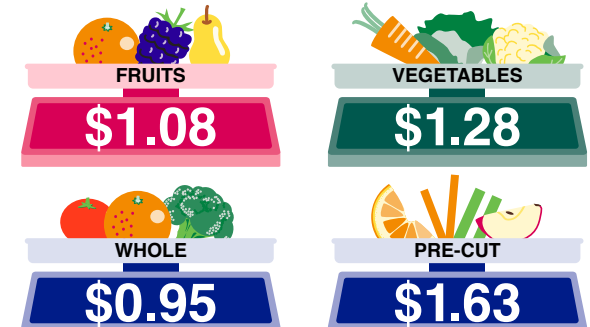
TYPE OF PRODUCE SELECTED



AVERAGE NUMBER OF PRODUCTS SELECTED BY STATES



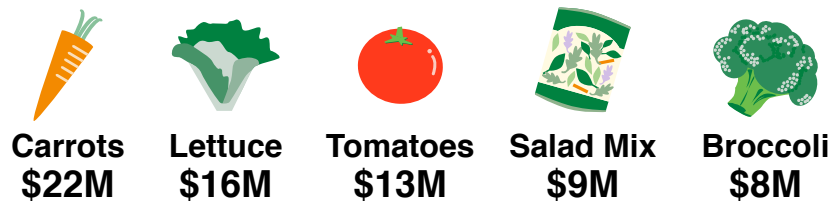
AVERAGE PRICE PER POUND



TOP FIVE FRUITS BY DOLLAR VALUE



TOP FIVE VEGETABLES BY DOLLAR VALUE



POUNDS PURCHASED

